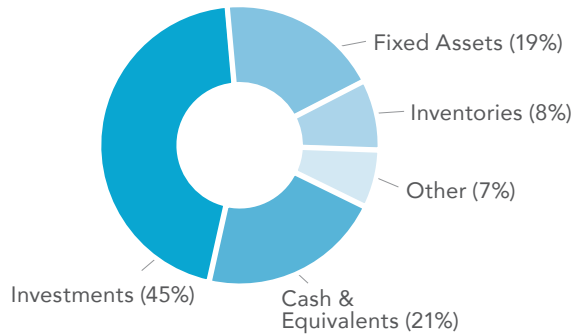


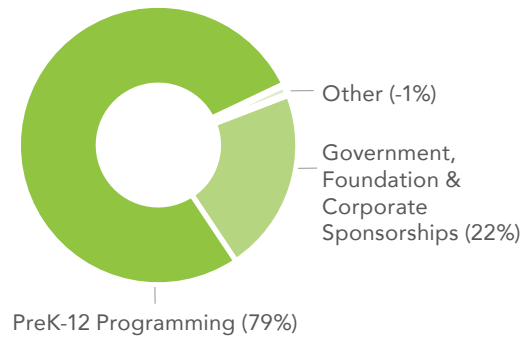


Financial Statement (in thousands)

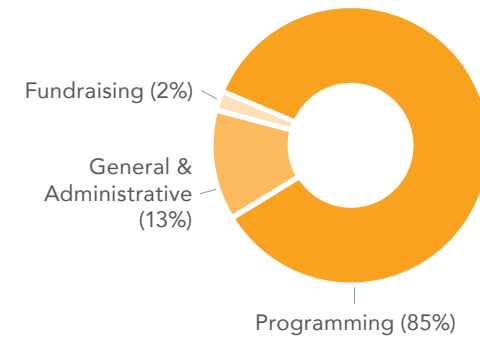
2018 Assets



2018 Revenues



2018 Expenses



Statement of Financial Position	2018	2017
Assets		
Cash & Cash Equivalents	\$6,256	\$7,396
Accounts Receivable	214	141
Grants Receivable	1,057	833
Pre K-12 Program Education Supplies	2,394	1,631
Investments - Market Value		
Endowment	5,389	5,791
Board Designated	7,047	4,315
Other - Trust	841	681
Other Assets	701	783
Buildings, Exhibits, Collections, Software & Equipment - Net	5,541	5,666
Total Assets	\$29,440	\$27,237
Liabilities and Net Assets		
Accounts Payable & Accrued Expenses	\$2,128	\$1,884
Deferred Revenue	426	464
Other Liabilities	843	681
Total Liabilities	\$3,398	\$3,029
Net Assets	\$26,042	\$24,208
Total Liabilities and Net Assets	\$29,440	\$27,237

Statement of Activities	2018	2017
Revenue		
Pre K-12 Programming	\$25,284	\$22,901
Government, Foundation, & Corporate Sponsorships	7,031	6,758
Store	92	81
Realized & Unrealized Gains (Losses)	(603)	1,261
Other Revenue	97	108
Total Revenue	\$31,901	\$31,109
Expenses		
Programs:		
Education	\$22,215	\$19,199
Recognition	1,885	1,547
Museum and Exhibits	1,427	1,582
Supporting Activities:		
Management & General	3,861	4,425
Fundraising	679	656
Total Expenses Related to Program & Supporting Services	\$30,067	\$27,409
Increase/(Decrease) in Net Assets	\$1,834	\$3,699
Net Assets, Beginning of Year	24,208	20,508
Net Assets, End of Year	\$26,042	\$24,208